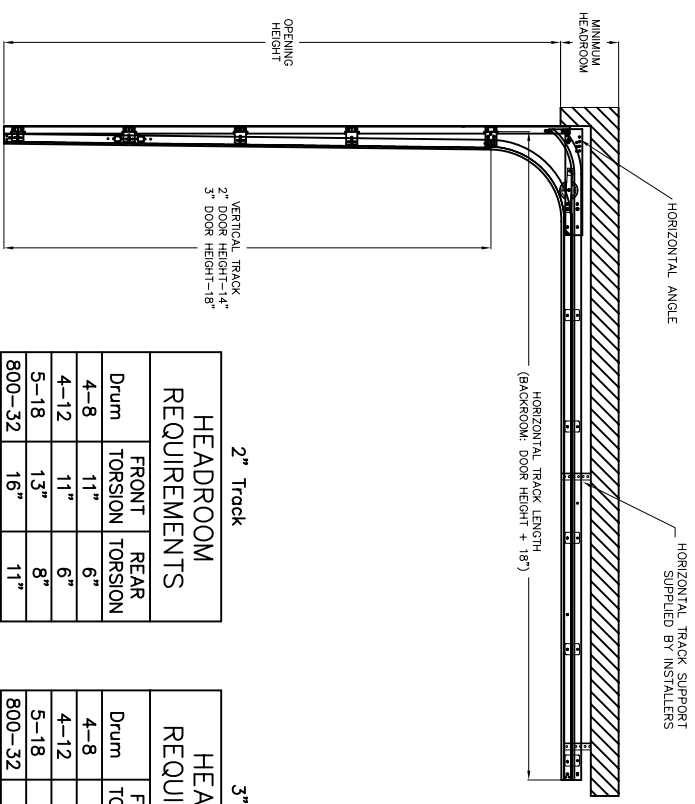
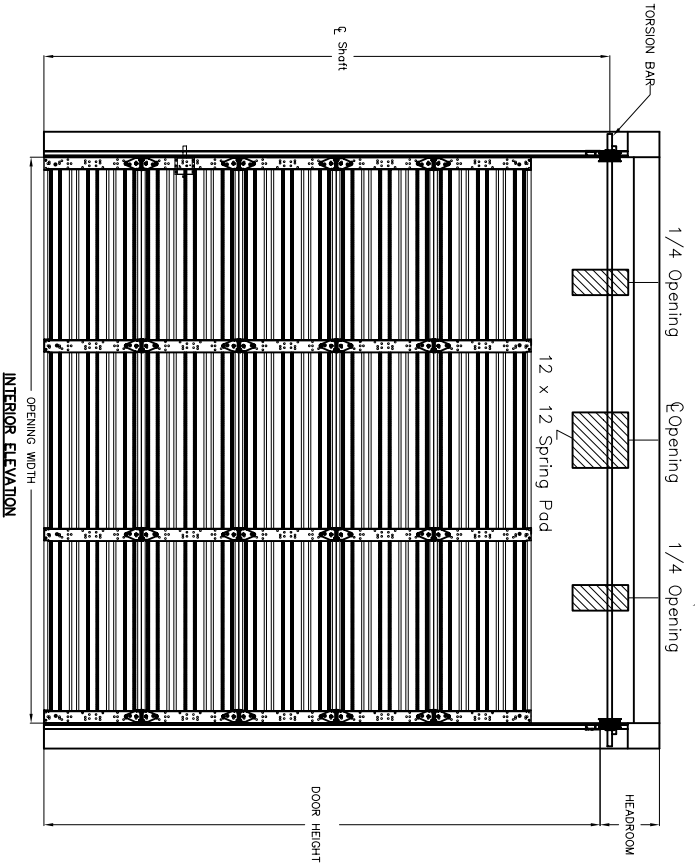


Sectional Door – Low Headroom Track – Dimensional Clearances

Req'd on doors with 4 Springs:
(2x6" Wood or 5x12 steel).



2" Track

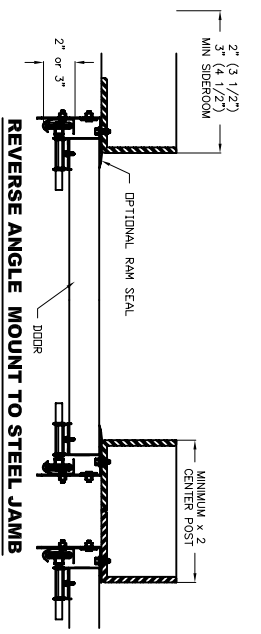
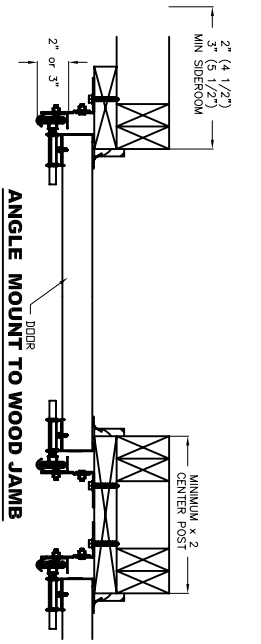
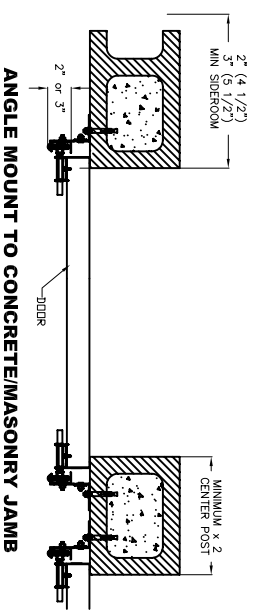
| HEADROOM REQUIREMENTS | | | |
|-----------------------|---------------|--------------|--|
| Drum | FRONT TORSION | REAR TORSION | |
| 4-8 | 11" | 6" | |
| 4-12 | 11" | 6" | |
| 5-18 | 13" | 8" | |
| 800-32 | 16" | 11" | |

3" Track

| HEADROOM REQUIREMENTS | | | |
|-----------------------|---------------|--------------|--|
| Drum | FRONT TORSION | REAR TORSION | |
| 4-8 | 12" | 8" | |
| 4-12 | 12" | 8" | |
| 5-18 | 14" | 10" | |
| 800-32 | 17" | 13" | |

* ADD 4" FOR OPERATOR.

* ADD 4" FOR OPERATOR.



| DOOR # | QTY | OPENING SIZE | DOOR SIZE | HEADROOM | SPRING MOUNT | JAMB MATERIAL | TRACK SIZE | MOUNTING TYPE | SHAFT TYPE | SEAL TYPE | OPERATION |
|---|-----|--------------|-----------|----------|--------------|---------------|------------|---------------|------------|-----------|-----------|
| Mid-America Door Company 1001 West Hartford * Ponca City, OK 74601 Phone: 800-364-3667 * Fax: 800-324-7018 | | | | | | | | | | | |
| Project: | | | | | | | | | | | |
| Contractor: | | | | | | | | | | | |
| Architect: | | | | | | | | | | | |
| Distributor: | | | | | | | | | | | |
| Date: | | | | | | | | | | | |