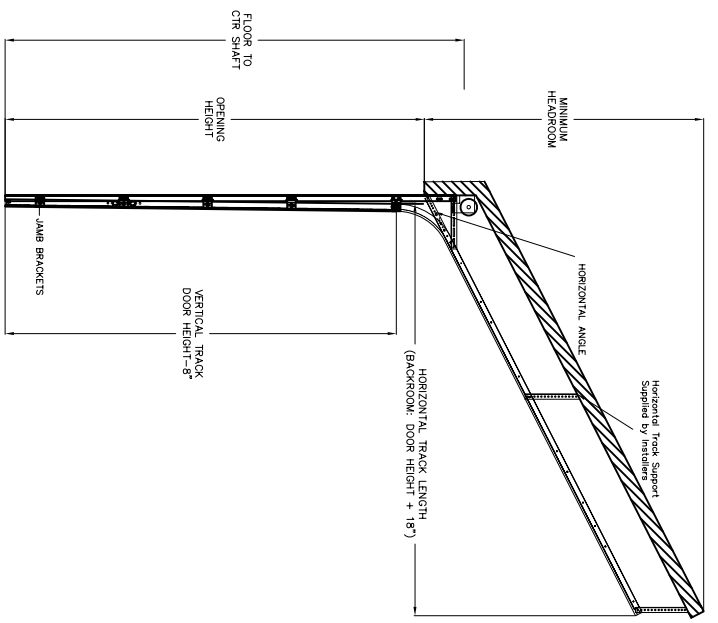
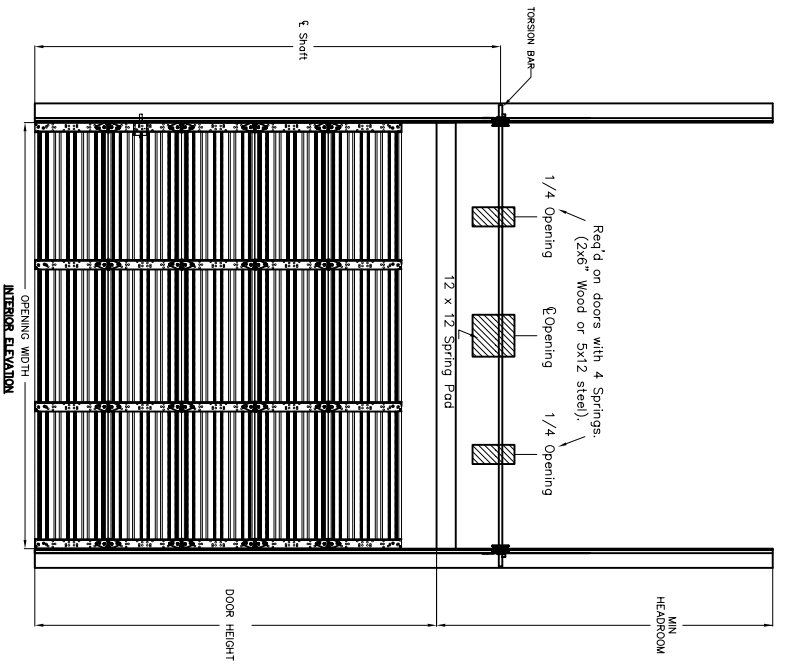


# Sectional Door – Follow the Roof Track – Dimensional Clearances

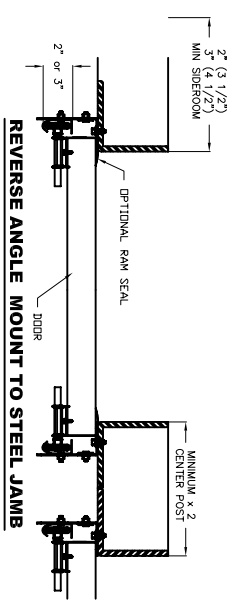
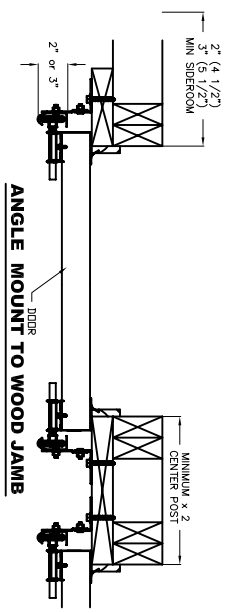
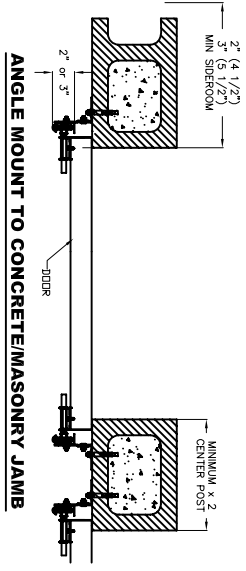


HEADROOM REQUIREMENTS	
DOOR HEIGHT	MINIMUM HEADROOM
7' - 12'	15"
13' - 18'	16"
19' - 20'	19"

\* ADD 4" FOR OPERATOR.

DRUM	FORMULA
D400-8	F = DH + 12"
D400-12	F = DH + 12"
D524-18	F = DH + 12"
D800-32	F = DH + 14"

DH = DOOR HEIGHT



DOOR #	QTY	OPENING SIZE	DOOR SIZE	HEADROOM	ROOF PITCH	JAMB MATERIAL	TRACK SIZE	MOUNTING TYPE	SHAFT TYPE	SEAL TYPE	OPERATION
<p><b>Mid-America Door Company</b>                      1001 West Hartford * Ponca City, OK 74601                      Phone: 800-364-3667 * Fax: 800-324-7018</p>											
Project:											
Contractor:											
Architect:											
Distributor:											
Date:											